

METRO SIX AND METRO EIGHT SURFACE MOUNT

The metro six and eight have been drawn 150mm long, although they can be manufactured to your own required length. Both the metro six and eight can be made from brass and copper and are available in an extensive range of powder coats and finishes.

Search these options under accessories and finishes at www.elettra.com.au



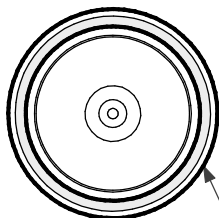
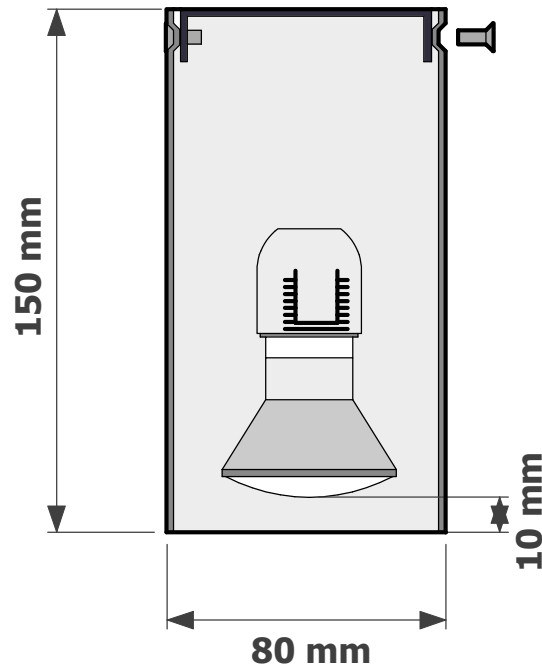
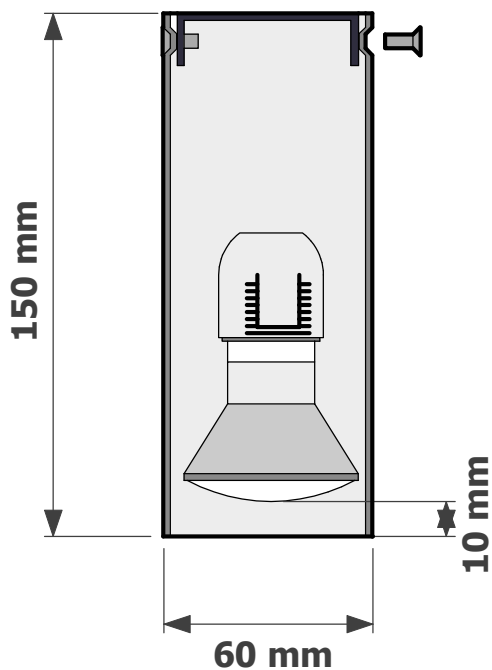
PRODUCT CODE METRO SIX

050-306-101
050-306-102
050-306-104
050-306-106

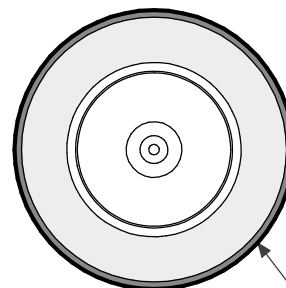
PRODUCT CODE METRO EIGHT

050-310-101
050-310-106
050-310-108
050-310-117

150mm long
400mm long
800mm long
1200mm long



60mm Diameter



80mm Diameter

**METRO SIX AND METRO
EIGHT SURFACE
MOUNTED DATA SHEET**

www.elettra.com.au



Please remember to confirm the finish of your order and any customising that may differ from the data sheet.

sales@elettra.com.au